



Progressive educational and contract furniture,
manufactured in our purpose built UK factory



**To order or for further advice speak
to our dedicated sales team on
01229 821211 or email
sales@centric-office.co.uk**

Contents

Services		4
Company Background		5
Chairs & Stools	EVO 4 Leg	6 - 7
	EVO Skid Base / Reverse Cantilever	8
	EVO Student ICT	9
	EVO Stool	10
	EVO Move	11
	GEO Poly 4 Leg	12 - 13
	GEO Skid Base / Reverse Cantilever	14
	GEO Student ICT	15
	GEO Stool	16
Poly Chairs	Harmony 4 Leg Poly Chair	17
	Masterstack Skid Base Poly Chair	18
	Harmony 4 Leg Poly Stool	19
	Masterstack Skid Base Poly Stool	19
	Harmony ICT	19
	Poly Stacker Chair	20
	Poly Range	21
	Poly Comfort Chair	22
	Lecture Tablet & Skid Base Chairs	23
	Low Back Stool - ASL / Skid	24
	Poly Stool	25
Wooden Stools	Solid Beech Wooden Stool	25
	Stools with Wooden Tops	26
	Heavy Duty Wooden Top Stools	26
	Heavy Duty Industrial Stools	27
	Upholstered Square Stools	27
Educational Seating	Operator/Task Seating	28 - 30
	Fixed Back Student ICT Chairs	31
	Draughtsman's / Laboratory Chairs	32
Tables	Height Adjustable Tables	33 - 34
	Teachers Desks / Z & C Frame Tables	35
	GEO Premium Cylinder Tables	36
	Premium Cylinder Rectangular	37
	Premium Cylinder Circular / Semi-Circular / Trapezoidal	38
	Curve / Wedge Premium Cylinder	39
	Tri Premium Cylinder	40
	Premium Cylinder Rectangular & Trapezoidal	40
	Student tables	41
	Spiral Stacking	42
	Slide / Stacking	43
	X Frame Table / Heavy Duty Cantilever / Nesting	44
	Craft / Science Tables	45
	Budget & Premium Flip-Top	46
Classroom Storage	Mobile Tray Unit	47
	Mobile Tray Storage Unit / Library Bookcase Trolley	48 - 49
Soft / Easy Seating	Urban bench	50 - 51
	Neptune Modular Seating	52
	Puzzle	53
	Tub Chair with Settee & Table	54
	Talbot Reception area Range	54
	Deluxe Wooden	55
	Wooden	56
	3000 Range	57
	Metal Framed Low Easy Seating	58
	Heavy Duty Low Easy Seating	59
	Upholstered Curved Stools	59
	Blackwood - Lounge / Reception Seating	60
Conference / Visitor Seating	Edge	61
	Urban Stacking Chair	62 - 63
	Brad	64
	Mariquita & Nuke	65
	Ari & Loola	66
	Arrow & Replay	67
	EVO	68
	Public	69
	607	70
	600	71
	Multi-purpose Wooden Framed Stacking Chairs / Heavy Duty	72
	Multi-purpose Heavy Duty Chairs	73
	Traditional Side Stacking Chair	74
	Chrome Cantilever Chair	74
	Folding Chairs	75
Function Chairs	The Royal Range	76 - 77
	The Coronet Range	78 - 79
	Consort / Y-Back / Taj Mahal / Mitre	80
	Aluminium	81
Tables & Benches	Core Range	82 - 83
	Pillar Base Tables	84
Bistro Seating	Bistro Seating	85
Fabric Options	Advantage / Xtreme / Main Line Plus / Figaro	86 - 87

Chairs & Stools

EVO 4 Leg

Our newest In-house designed Chair is the EVO; a refreshing interpretation of the traditional Polypropylene one piece Shell.

The Four leg EVO chair stacks eight high and has passed EN1729 parts 1 & 2. The Chair frame is available in 19mm and 25mm dia steel, the 25mm is also available with a Chrome levelling foot. Cushioned Seat pad and Links can also be added as a further option.

Our ten shell colours and six frame colours ensure this chair is suitable for a wide variety of applications.



EVO 6



EVO 4 Leg Seat dimensions

Code	Seat height	Overall width	Overall depth
EVO 6	460mm	480mm	480mm
EVO 5	430mm	480mm	480mm

- Available with seat pad

Chairs & Stools

EVO 4 Leg



EVO 625 ADJ

Shell Colours

Yellow	Lime
Ocean	Sky
Flame	Mulberry
White	Red
Slate	Onyx

Frame Colours

Light Grey	Chrome Silver
Textured Silver	Dark Grey
Black	Charcoal



info

Available with levelling foot (Ø25mm frame only).



info

Shell riveted to frame for added security.



EVO 625

EVO 4 Leg Ø25mm Frame Seat dimensions

Code	Seat height	Overall width	Overall depth
EVO 625	460mm	530mm	475mm
EVO 525	430mm	525mm	475mm

- Available with levelling foot (add **ADJ** to the code)
- Available with seat pad (add **SP** to the code)

Chairs & Stools

EVO Skid Base



EVO Skid Base Seat Dimensions

Code	Seat height	Overall width	Overall depth
EVO 20	460mm	530mm	535mm
EVO 21	430mm	525mm	535mm



The New EVO Skid Base and Reverse Cantilever chairs have passed EN1729 Parts 1 & 2. The Reverse Cantilever frame allows for the chair to hang on the classroom desk to allow easy floor cleaning. The Skid Base frame allows for easy movement across floors.

EVO Reverse Cantilever



EVO Reverse Cantilever Seat Dimensions

Code	Seat height	Overall width	Overall depth
EVO 10	460mm	530mm	545mm
EVO 11	430mm	525mm	545mm

Shell Colours

Yellow	Lime
Ocean	Sky
Flame	Mulberry
White	Red
Slate	Onyx

Frame Colours











Light Grey	Chrome Silver
Textured Silver	Dark Grey
Black	Charcoal

Chairs & Stools

EVO Student ICT



Shell Colours

	
Yellow	Lime
	
Ocean	Sky
	
Flame	Mulberry
	
White	Red
	
Slate	Onyx

The EVO ICT Swivel has been designed to give excellent ergonomic posture. Easy to use gas lift height adjustment and supplied with a choice of castors or glides, black or chrome base.

EVO Student ICT Seat Dimensions

Code	Seat height	Overall width	Overall depth
EVO 30	430-560mm	600mm	600mm
EVO 31	430-560mm	600mm	600mm



Chairs & Stools

EVO Stool

The new EVO stool is available in four heights along with a range of shell and frame colours. A modern British design, the EVO stool forms part of the EVO range, suitable for many sectors. EVO offers a modern look to any environment.



EVO Stool Seat Dimensions

Code	Seat height	Overall width	Overall depth
EVO 40	795mm	525mm	580mm
EVO 41	735mm	525mm	560mm
EVO 42	685mm	525mm	560mm
EVO 43	610mm	525mm	540mm

Frame Colours

Light Grey	Chrome Silver
Textured Silver	Dark Grey
Black	Charcoal

Shell Colours

Yellow	Lime
Ocean	Sky
Flame	Mulberry
White	Red
Slate	Onyx

Chairs & Stools

EVO Move

The dynamic EVO Move is ideal for ease of movement in the modern teaching area or working environment. The EVO Shell and chunky 25mm steel frame with lockable twin wheel castors, combine to provide a stylish, comfortable and functional mobile chair.

EVO Move Seat Dimensions

Code	Seat height	Overall width	Overall depth
EVO 50	460mm	525mm	465mm
EVO 51	430mm	525mm	465mm



Chairs & Stools

GEO Poly 4 Leg

The GEO poly four legged chair forms part of the GEO range, a modern fresh design the GEO four leg is ideal for classroom use. The GEO four leg is available in four heights as standard along with ten shell colours and six frame colour options. GEO four leg poly stacks up to eight high and has passed EN1729 parts 1 and 2 for strength and ergonomics. The standard steel frame is 19mm dia, however there is an optional 25mm frame available. Seat pads and links can be added if required and also a trolley is available.

GEO Poly 4 Leg Seat dimensions

Code	Seat height	Overall width	Overall depth
GEO 6	460mm	500mm	460mm
GEO 5	430mm	500mm	460mm
GEO 4	380mm	440mm	420mm
GEO 3	350mm	440mm	420mm

- Available with chunky leg frame

- Available with seat pad



Chairs & Stools

GEO Poly 4 Leg



GEO Poly 4 Leg

GEO 3

GEO 4

GEO 5

GEO 6



Shell Colours

Yellow	Lime
Ocean	Sky
Flame	Mulberry
White	Red
Slate	Onyx

Frame Colours

Light Grey	Chrome Silver
Textured Silver	Dark Grey
Black	Charcoal

Chairs & Stools

GEO Skid Base



GEO Skid Base Seat Dimensions

Code	Seat height	Overall width	Overall depth
GEO 20	460mm	520mm	525mm
GEO 21	430mm	520mm	525mm
GEO 22	380mm	460mm	470mm
GEO 23	350mm	460mm	470mm

GEO Reverse Cantilever

The GEO Skid Base and Reverse Cantilever chairs conform to EN1729 Parts 1 & 2. The Reverse Cantilever frame allows for the chair to hang on the classroom desk to allow easy floor cleaning.

The Skid Base frame allows for easy movement across floors.



Shell Colours

Yellow	Lime
Ocean	Sky
Flame	Mulberry
White	Red
Slate	Onyx

Frame Colours

Light Grey	Chrome Silver
Textured Silver	Dark Grey
Black	Charcoal

GEO Reverse Cantilever Seat Dimensions

Code	Seat height	Overall width	Overall depth
GEO 10	460mm	530mm	500mm
GEO 11	430mm	530mm	500mm











Chairs & Stools

GEO Student ICT

The GEO ICT Swivel has been designed to give excellent ergonomic posture. Easy to use gas lift height adjustment and supplied with a choice of castors or glides, black or chrome base.



Shell Colours

		
Yellow	Lime	Slate
		
Ocean	Sky	Onyx
		
Flame	Mulberry	White
		
Red		

GEO Student ICT Seat Dimensions











Code	Seat height	Overall width	Overall depth
GEO 30	440-560mm	600mm	600mm
GEO 31	440-560mm	600mm	600mm
GEO 32	400-480mm	500mm	460mm

Chairs & Stools







GEO Stool

The GEO stool is available in four heights along with a range of shell and frame colours. A modern British design, the GEO stool form part of the GEO range, suitable for many sectors. GEO offers a modern look to any environment.

Shell Colours

	
Yellow	Lime
	
Ocean	Sky
	
Flame	Mulberry
	
White	Red
	
Slate	Onyx

Frame Colours

	
Light Grey	Chrome Silver
	
Textured Silver	Dark Grey
	
Black	Charcoal



GEO High Stool Seat dimensions

Code	Seat height	Overall width	Overall depth
GEO 40	795mm	530mm	550mm
GEO 41	735mm	530mm	550mm
GEO 42	685mm	530mm	550mm
GEO 43	610mm	530mm	550mm

Poly Chairs

Harmony

The Harmony Chair has a strong robust design. The chair stacks 10 high. Tested to EN1729 Parts 1 and 2 for Strength and Stability.



Shell Colours

Black	Blue
Dark Grey	Green
Light Grey	Red
Sea Spray	Violet
Yellow	



Harmony Seat dimensions

Code	Seat height	Overall width	Overall depth
HARM1	260mm	400mm	430mm
HARM2	310mm	400mm	430mm
HARM3	350mm	400mm	445mm
HARM4	380mm	460mm	485mm
HARM5	430mm	460mm	490mm
HARM6	460mm	460mm	490mm
CRT	Trolley		

info Available with seat linking option.

Poly Chairs

Masterstack



The Master Stack Skid base chair has been designed with support and comfort in mind. The chair is available in six sizes with plenty of colour options. The product has the ability to stack 25 high, this is very convenient when you are limited on space. The chair has a one piece polypropylene shell, riveted to the frame and has tamper proof fixings. EN1729 parts 1 and 2,



Masterstack Seat dimensions

Code	Seat height	Overall width	Overall depth
MAST1	260mm	370mm	400mm
MAST2	310mm	370mm	400mm
MAST3	350mm	410mm	440mm
MAST4	380mm	460mm	490mm
MAST5	430mm	460mm	510mm
MAST6	460mm	460mm	529mm

Dolly and tug handle dimensions

Code	Description	Overall Height	Overall Width	Overall Depth
MASTDH	Dolly & Handle	-	-	-
MASTD	Dolly	300mm	610mm	520mm
MASTH	Handle	-	250mm	-

Poly Stool Masterstack

Harmony



Masterstack Stool dimensions

Code	Seat Height	Overall Width	Overall Depth
MASTST4	795mm	460mm	515mm
MASTST3	735mm	460mm	515mm
MASTST2	685mm	460mm	515mm
MASTST1	610mm	460mm	515mm

Harmony Stool dimensions

Code	Seat Height	Overall Width	Overall Depth
HARMST4	795mm	515mm	535mm
HARMST3	735mm	515mm	535mm
HARMST2	685mm	515mm	535mm
HARMST1	610mm	515mm	535mm

Shell Colours

Black	Blue
Dark Grey	Green
Light Grey	Red
Sea Spray	Violet
Yellow	



Harmony ICT dimensions

Code	Seat height	Overall width	Overall depth
HARMICT	450-570mm	600mm	600mm

Poly Chairs

Poly Stacker Chair



ACF



ACE

The lightly textured Polypropylene chairs are produced at the highest quality and are also supplied in a number of colours. They are moulded to the shape of a comfortable sitting position giving you the correct body posture.

This chair meets EN1729 part 2 requirements and can be stacked with great stability up to 20 seats high.

The 19mm diameter four legged steel frames can be plastic coated or Epoxy powder coated to give maximum life.

Additional Linking Features



Can be stacked on top of each other with great stability.

Shell Colours

Red	Green	Petrol Blue
Burgundy	Charcoal	Light Grey
Brown	Black	Beige
White	Orange	Hi Green
Hi Blue	Yellow	Purple

Frame Colours

Light Grey	Chrome Silver	Black
Textured Silver	Dark Grey	Charcoal

- Other colours available on request

Poly Chairs

Poly Range

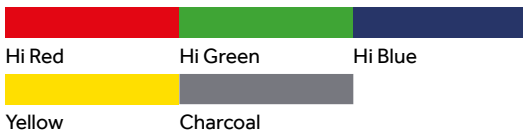
This range comes in a number of sizes and colours to meet the needs of both educational and conference requirements. They are moulded to the shape of a comfortable sitting position giving you the correct body posture.

These seats meet the EN1729 part 2 requirements and can be stacked with great stability up to 10 seats high.

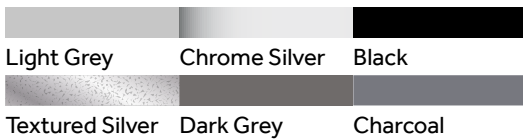
This range of chairs can also be supplied linked.



Junior Shell Colours



Frame Colours



- Other colours available on request

info Can be stacked on top of each other with great stability.



Poly Range			
ACD	ACC	ACB	ACA

Poly Range Chair Seat Dimensions							
Size	Code	Seat Height	Seat Width	Seat Depth	Overall height	Overall width	Overall depth
1	ACA	260mm	335mm	275mm	525mm	385mm	365mm
2	ACB	310mm	335mm	275mm	575mm	385mm	395mm
3	ACC	350mm	380mm	325mm	615mm	420mm	445mm
4	ACD	380mm	380mm	325mm	645mm	420mm	465mm
5	ACE	430mm	440mm	365mm	725mm	490mm	475mm
6	ACF	460mm	440mm	365mm	755mm	490mm	495mm

Poly Chairs

Poly Comfort Chair



A combination of our Polypropylene Stacking Chair with our seating upholstery pads creating a comfortable experience. The pads can be fitted to both seat and back (ACF SBP) or seat only (ACF SP). Giving you the choice for comfort.

We can also supply a wide range of materials and colours for your needs.

Shell Colours

Red	Green	Petrol Blue
Burgundy	Charcoal	Light Grey
Brown	Black	Beige
White	Orange	Hi Green
Hi Blue	Yellow	Purple

Frame Colours

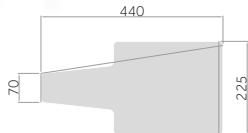
Light Grey	Chrome Silver	Black
Textured Silver	Dark Grey	Charcoal

- Other colours available on request



Poly Chairs

Lecture Tablet & Skid Base Chairs



Lecture Tablet Dimensions



AGP - with optional seat and back padding

Robust steel chassis carefully designed to like the screw fixing points of the shell to accommodate gas lift mechanism, seat height 390 - 520mm. Available with Poly Shell (AGP), Poly Shell with Seat Pad (AGPSB) and Poly Shell with Seat and back (AGPSBP).



Optional Lecture Tablet

The Lecture Tablet Chair

The Lecture Tablet Chair provides all you would expect from the standard Poly chair but with the added option of a writing tablet. Each chair is fitted with 2 brackets to enable the Tablet to suit either Right or Left handed writing (Writing Tablet must be ordered separately). We can also supply a wide range of materials and colours for your needs. The frame colours are the same as our ACF range (Page 22).



Optional Skid Base - 552mm wide

Skid Base Chair

The triangular shaped skid frame is designed for its strength and 'skid' floor-friendly features. This skid based chair is available with seat heights of 460mm or 430mm and will stack 4 high. Lecture Tablet not available for skid base version. If you require a standard table with this model chair please allow extra width. Writing Tablet suitable for use with ACF (ACFL) and ACE (ACE L) poly chairs only. Not suitable for use with the Skid Base version.

Poly Stools

Low Back Stool - ASL



Our Low Back Stools have been designed to the shape of how the body should sit when under a high top table, giving the maximum comfort.

The 19mm diameter four legged steel frames are coated in an Epoxy Powder coat finish to give maximum life.


A 19mm diameter 'U' bracing-bar has also been added to give extra strength to the high frame.

info Designed to hook onto each other when stacking. Can be stacked 5 high.


Low Back Stool - ASL Skid



Shell Colours



Frame Colours



Low Back Stool - ASL Dimensions

Code	Height	Seat Width	Seat Depth
ASL0	395mm	340mm	360mm
ASL1	445mm	340mm	360mm
ASL2	560mm	340mm	360mm
ASL3	610mm	340mm	360mm
ASL4	685mm	340mm	360mm
ASL5	755mm	340mm	360mm

Low Back Stool - ASL Skid Dimensions

Code	Height	Seat Width	Seat Depth
ASLSK0	395mm	340mm	360mm
ASLSK1	445mm	340mm	360mm
ASLSK2	560mm	340mm	360mm
ASLSK3	610mm	340mm	360mm
ASLSK4	685mm	340mm	360mm
ASLSK5	755mm	340mm	360mm

Poly Stools

Poly Stool


This Polypropylene Stool is designed with a flat seat which allows stacking to be very easy.

The 22mm diameter four legged steel frames are coated in an Epoxy Powder coat finish to give maximum life.


Poly Stool Dimensions

Code	Height	Seat Width	Seat Depth
AS1	445mm	335mm	295mm
AS2	560mm	335mm	295mm
AS3	610mm	335mm	295mm
AS4	685mm	335mm	295mm
AS5	755mm	335mm	295mm

Shell Colours



Frame Colours



Solid Beech Wooden Stool

This Wooden Stool range is available in 3 heights. The stool tops also come with an additional hand hole.

Solid Beech Wooden Stool Dimensions

Code	Height	Seat Width	Seat Depth
SB1	560mm	310mm	310mm
SB2	610mm	310mm	310mm
SB3	685mm	310mm	310mm



Wooden Stools

Stools With Wooden Tops

The design of this stool allows it to be lifted with ease via the useful hand hole on the top of the wooden seat.

The 22mm diameter four legged steel frames are coated in an Epoxy Powder coat finish to give maximum life. A 22mm diameter bracing-bar has also been added to give extra strength to the high frame.

We supply a wide range of tops with or without hand holes. Our tops come in 18mm ply or laminated MDF with a clear lacquered edge.

Stools with Wooden Tops Dimensions

Code	Height	Width	Depth
DGW1	445mm	350mm	535mm
DGW2	560mm	350mm	535mm
DGW3	610mm	350mm	535mm
DGW4	685mm	350mm	535mm



info Tops come with holes on request.

Heavy Duty Wooden Top Stools

The Heavy Wooden Top Stool range is manufactured using a 25mm square crushed robust frame. A 19mm diameter bracing-bar has also been added to give extra strength to the heavy duty frame.

Heavy Duty Wooden Top Stools Dimensions

Code	Height	Width	Depth
HDS1	445mm	350mm	300mm
HDS2	510mm	350mm	300mm
HDS3	560mm	350mm	300mm
HDS4	610mm	350mm	300mm
HDS5	685mm	350mm	300mm



Seat Colours

Beech	Red
Blue	Ply
Green	Yellow

Frame Colours

Light Grey	Chrome Silver
Textured Silver	Dark Grey
Black	Charcoal

Wooden Stools

Heavy Duty Industrial Stools

Our Heavy Duty Industrial Stools are designed to produce maximum comfort when sat under a high top table.

Pads can be fitted to seat and back (HC SBP) or seat only (HC SP), giving you the choice of comfort.

The 19mm diameter four legged steel frames can be plastic coated or Epoxy powder coated to give maximum life.

Stools with Wooden Tops Dimensions

Code	Height	Width	Depth
HC1	610mm	490mm	475mm
HC2	660mm	490mm	475mm
HC3	735mm	490mm	475mm

Please see page 22 for frame and shell colour options



Upholstered Square Stools

Our Upholstered Square Stools are produced with square foam pads and can be upholstered in a variety of fabrics.

We can also supply with back rests (optional).

The straight square four legged steel frames are coated in an Epoxy Powder coat finish to give maximum life.

A square steel bracing-bar has also been added to give extra strength to the high frame.

Upholstered Square Stools Dimensions

Code	Height	Width	Depth
DK11	445mm	330mm	330mm
DK12	560mm	330mm	330mm
DK13	610mm	330mm	330mm



Educational Seating Operator/Task Seating

Our Mesh Back Operator Chairs are ideal for those office environments where style and affordability are a necessity. The Mesh and Upholstered Task Chairs are offered with a range of arm and base options to suit individual needs.



Operator / Task Seating Dimensions

Code	Description	Seat Height	Seat Width	Seat Depth
MOP1	High Mesh Back Adjustable Chair (no arms)	470-605mm	490mm	470mm
MOP1FAA	High Mesh Back Adjustable Armchair	470-605mm	490mm	470mm
MOP1FAC	High Mesh Back Adjustable Armchair	470-605mm	490mm	470mm
MOP1FAB	High Mesh Back Adjustable Armchair	470-605mm	490mm	470mm



Operator / Task Seating Dimensions

Code	Description	Seat Height	Seat Width	Seat Depth
MOP2	High Mesh Back Adjustable Chair (no arms)	470-580mm	490mm	470mm
MOP2FAA	High Mesh Back Adjustable Armchair	470-580mm	490mm	470mm
MOP2FAC	High Mesh Back Adjustable Armchair	470-580mm	490mm	470mm
MOP2FAB	High Mesh Back Adjustable Armchair	470-580mm	490mm	470mm

info Available with 3 types of adjustable arm.



FAB
Height Adjust
Position Adjust



FAC
Height Adjust
Position Adjust



FAA
Height Adjust
Rotation Adjust
Stow away

Educational Seating

Operator/Task Seating

Our Operator / ICT seating has been specifically designed for Office, Computer rooms, Libraries, and Study rooms. These chairs incorporate gas lift, back rake and back height adjustment. The seat and back are generously upholstered with or without arms, with a choice of two back sizes to suit every need and budget.

OP1HA - High Back Adjustable Armchair



OP1 - High Back Chair



OP2FA - Medium Back Armchair



OP2 - Medium Back Chair



Available with fixed or adjustable arm.



Fixed Arm (FA)



Adjustable Arm (HA)

Operator / Task Seating Dimensions

Code	Description	Seat Height	Seat Width	Seat Depth
OP2	Medium Back Chair	470-600mm	500mm	500mm
OP2HA	Medium Back Adjustable Armchair	470-600mm	500mm	500mm
OP2FA	Medium Back Armchair	470-600mm	500mm	500mm
OP1	High Back Chair	470-600mm	500mm	500mm
OP1HA	High Back Adjustable Armchair	470-600mm	500mm	500mm
OP1FA	High Back Armchair	470-600mm	500mm	500mm

For Chrome base add a 'C' to the code after the first 2 characters i.e. OP2 becomes OPC2

Educational Seating

Fixed Back Student ICT Chairs

MZ04 - High Back Student ICT

Gas height adjustment, with castors as standard (glides available on request).
Seat Height: 460-590mm (with castors).



MZ04 - High Back Student ICT

TS - Teacher's Stool

Designed to allow teachers ease of movement within the classroom. Supplied with castors (Glides available on request).

Seat Height: 430-550mm (with castors).
Seat Diameter: Ø360mm



TS - Teacher's Stool

643 - Medium Back

Gas height adjustment, with castors as standard (glides available on request).
Seat Height: 440-510mm (with castors).



643 - Medium Back

743 - Infant Medium Back

Gas height adjustment, with glides as standard (Castors available on request).
Seat Height: 320-410mm (with glides).

843 - Junior Medium Back

Gas height adjustment, with glides as standard (castors available on request). **Seat Height:** 400-480mm (with castors).



843 - Junior Medium Back



743 - Infant Medium Back

Educational Seating

Draughtsman's Chairs

These two draughting chairs with medium or high back incorporate full circle foot rings and glides for safe operation. These chairs are ideally suited at counter or draughting height areas. Chairs are adjustable by gas lift and back rake adjustment.

Code	Seat Height	Seat Width	Seat Depth
TF03FRD	630-900mm	480mm	450mm
TF01FRD	630-870mm	480mm	450mm



Laboratory Chairs

A range of tough wearing chairs that offer durability in the workplace. Contoured seat and back with gas height adjustment.

Code	Seat Height	Seat Width	Seat Depth
IND01	560-830mm	470mm	430mm
IND02	530-790mm	360mm	320mm
IND03	530-790mm	360mm	360mm



Tables

Height Adjustable Tables

Our Sit/Stand Height Adjustable Table gives you the opportunity to have a Table that can be adjusted to a number of sitting positions or standing positions. The crank system adjusts from 680mm to 1130mm high. There are crank adjustment points on both ends of the frame, also there are two additional top crank adjustment positions, to enable top overlap on all sides.

Table tops are available in 18mm or 25mm thick MDF Laminate as standard. Further edge options being 2mm PVC Edging which comes in a number of colours and Spray PU Edge in Charcoal, Grey and Blue. Electronically operated sit stand desks in a choice of eight sizes, adjusts from 710mm to 1210mm high.

info Glides supplied as standard with optional Castors at a further cost. Table frame available in Silver only.



Laminated Table Top Colours

Maple	Oak
Beech	Red
Blue	Green
Yellow	Light Grey
Dark Grey	

Code	Width	Depth
Mechanical		
SSHA1	800mm	600mm
SSHA2	1200mm	600mm
SSHA3	1400mm	600mm
SSHA4	1600mm	600mm
SSHA5	800mm	800mm
SSHA6	1200mm	800mm
SSHA7	1400mm	800mm
SSHA8	1600mm	800mm

Tables

Height Adjustable Tables

Our Height Adjustable Table has been developed to give you the opportunity to have a table that can be adjusted to a number of heights, making them appropriate for wheelchair users (DDA compliant). Effective in all office environments including Educational workplaces. The Crank system adjusts from 550mm to 850mm high. The 18mm or 25mm MDF laminated tops can be edged in either a clear lacquer or 2mm PVC edging. Leg frame available in Silver only.

Electric Code

Code	Width	Depth
ESSHA1	800mm	600mm
ESSHA2	1200mm	600mm
ESSHA3	1400mm	600mm
ESSHA4	1600mm	600mm
ESSHA5	800mm	600mm
ESSHA6	1200mm	800mm
ESSHA7	1400mm	800mm
ESSHA8	1600mm	800mm

Hand Crank Code

Code	Width	Depth
HATC1	800mm	600mm
HATC2	1000mm	600mm
HATC3	1200mm	600mm
HATC4	1400mm	600mm
HATC5	1600mm	600mm
HATC6	800mm	800mm
HATC7	1000mm	800mm
HATC8	1200mm	800mm
HATC9	1400mm	800mm
HATC10	1600mm	800mm



Glides supplied as standard with optional Castors at a further cost. Table frame available in Silver only.



Digital touch control



Adjusts from 550mm to 850mm

Laminated Table Top Colours

Maple	Oak
Beech	Red
Blue	Green
Yellow	Light Grey
Dark Grey	

Frame Colours

White	Silver
-------	--------



Fold-in crank arm

Tables

Teacher's Desks

Teachers desk with fixed two drawer pedestal. Available with a choice of MDF, PVC or PU edging with robust 32mm diameter frame. Standard top colours Beech and Grey.

Code	Height	Width	Depth
TEDES	710mm	1200mm	600mm



'Z' & 'C' Frame Tables

Our heavy duty 'Z' & 'C' Frame Tables are designed with thick steel legs which has a strengthening bar between them. The shape of these tables allows you to move around while working. They can also be used in a continuous line for an ICT area.

Code	Description	Width	Depth
DZT166	'Z' Frame	600mm	600mm
DZT126	'Z' Frame	1200mm	600mm
DZT1150	'Z' Frame	1100mm	550mm
DCT66	'C' Frame	600mm	600mm
DCT126	'C' Frame	1200mm	600mm
DCT1150	'C' Frame	1100mm	550mm



Frame Colours

Light Grey	Chrome Silver
Textured Silver	Dark Grey
Black	Charcoal
Red	Blue
Green	Yellow
White	



Tables

GEO Premium Cylinder Tables

The GEO Premium Cylinder A Frame round legged table has been designed with style and allows the table to stack up to 10 high. The robust 32mm round legged fully welded frame, has heavy duty Stacking Buffers. This gives a clear distance between tables while stacking. The tables can be stacked up to 10 high.

Laminated Table Top Colours

	
Maple	Oak
	
Beech	Red
	
Blue	Green
	
Yellow	Light Grey
	
Dark Grey	



Code	Width	Depth
GEO101	1100mm	550mm
GEO102	1200mm	600mm
GEO100	600mm	600mm

Available in heights of 460, 530, 590, 640, 710 & 760mm



Stacking Buffer



GEO 102 Stacked



GEO 100



Tables

Premium Cylinder Rectangular

This heavy duty Premium Cylinder Legged Table design is one of the more robust and eye-pleasing families of tables. The circular legs can be coated in many finishes such as :- Silver, Textured black, Yellow, Red, Blue, Green and Grey. The frames are 50mm or 32mm diameter legs which are fully welded and are very sturdy.

We offer a range of table top finishes from Beech, Maple, Oak, Light Grey Laminate, Red, Blue, Green, Yellow and many more. 18mm table top as standard (25mm available on request).



Laminated Table Top Colours

	
Maple	Oak
	
Beech	Red
	
Blue	Green
	
Yellow	Light Grey
	
Dark Grey	

Code	Width	Depth
CHUNKY 3	1100mm	550mm
CHUNKY 6	1200mm	600mm
CHUNKY 7	600mm	600mm
CHUNKY 11	1800mm	600mm
CHUNKY 14	1200mm	750mm
CHUNKY 15	1500mm	600mm
CHUNKY 16	1600mm	600mm

Other Square table sizes available on request.



Tables

Premium Cylinder

Circular Dimensions

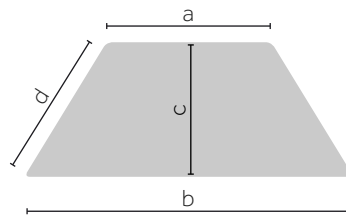
Code	Diameter
CHUNKY 1	1000mm
CHUNKY 5	1200mm
CHUNKY 10	1100mm
CHUNKY 12	900mm

Semi-Circular Dimensions

Code	Width	Depth
CHUNKY 4	1100mm	550mm
CHUNKY 8	1200mm	600mm
CHUNKY 13	1600mm	800mm

Trapezoidal Dimensions

Code	Width a / b	Depth c / d
CHUNKY 2	550 / 1100mm	476 / 550mm
CHUNKY 9	600 / 1200mm	520 / 600mm



Frame Colours

Laminated Table Top Colours

These colours apply for all tables.
Other colours available on request.



Tables

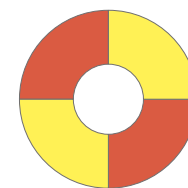

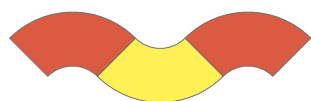
Curve Premium Cylinder

Four tables together make a circular shape of 2100mm diameter.
32mm round fully welded frame.



Code	Width	Depth
CURVE 1	1490mm	600mm

Available with MDF & PU edging options only.



Wedge Premium Cylinder

Stylish Triangular Tables. 32mm round fully welded frame. Modular design for all round classroom versatility. Optional front leg castor for flexibility and ease of movement.



Code	Description	Width	Depth
WED1	Wedge	750mm	690mm
WED2C	Wedge w/Castor	750mm	690mm
TR1	Triangular	1100mm	550mm
TR2C	Tri w/Castor	1100mm	550mm

Available with MDF & PU edging options only.

Tables

Tri Premium Cylinder

Laminated Table Top Colours

	
Maple	Oak
	
Beech	Red
	
Blue	Green
	
Yellow	Light Grey
	
Dark Grey	

Frame Colours

	
Light Grey	Chrome Silver
	
Textured Silver	Dark Grey
	
Black	Charcoal
	
Red	Blue
	
Green	Yellow
	
White	



Premium Cylinder Rectangular & Trapezoidal





Tables

Student Tables

These tables are available in a wide range of work top finishes such as Laminated MDF, Beech, Blue, Red, Green and Yellow. We also offer a selection of table edge finishes. These tables can be made in many different shapes and sizes and still offer the Spiral Stacking System. The 25mm (square section) four legged frames can be powder coated in a black or grey Epoxy Powder coat finish to give maximum life.

PU Edging Colours



From top to bottom:

- Clear lacquered MDF edge.
- Self coloured PVC edge - to match top surface.
- Coloured PVC edge - Available in various colours.
- PU edge - Charcoal, Blue & Light grey.
- Trespa - Solid Core laminate.

Code	Shape	Dimensions
TRZT1	Trapezoidal	1100mm x 550mm
TRZT	Trapezoidal	1200mm x 600mm
SCTRTP	Semi Circle	1100mm x 550mm
SCT12	Semi Circle	1200mm x 600mm
CT1	Circular	600mm Diameter
CTS10	Circular	1000mm Diameter



Clear lacquer MDF, PVC or PU edge.
The plastic trays can be supplied in a number of colours such as : Grey, Blue, Green and Red.
Steel square section legs 25mm x 25mm.

This Student Table design has metal runners under the work tops which have been welded to allow plastic trays to slide in and out.

Each table will hold up to two trays depending on the size of table. The tables come in 1100mm x 550mm or 1200mm x 600mm sizes.



Code		Width	Depth
STUD600	Table with single tray	600mm	600mm
STUD115	Table with 2 trays	1100mm	550mm
STUD126	Table with 2 trays	1200mm	600mm

	Width	Depth	Height
Tray Dimensions	427mm	312mm	75mm

Tables

Spiral Stacking

The Spiral Stacking Tables are designed to stack in a spiral motion or directly on top of each other. These tables can be made in many different shapes and sizes and still offer the Spiral Stacking System.

The 1.5mm gauge four legged frames can be powder coated in an Epoxy Powder coat finish to give maximum life.

We supply a wide range of work top finishes such as Laminated MDF, Beech, Blue, Red, Green and Yellow. We also offer a selection of tables with a clear lacquered edge or 2mm PVC edge. Table tops 18mm thick as standard, 25mm thick also available.



ST4



Table shown with 607 chair.

ST1



Laminated Table Top Colours

Maple	Oak
Beech	Red
Blue	Green
Yellow	Light Grey
Dark Grey	

Frame Colours

Light Grey	Chrome Silver
Textured Silver	Dark Grey
Black	Charcoal
Red	Blue
Green	Yellow
White	

* These colours apply for all tables. Other colours available on request.

Code	Width	Depth
ST1	600mm	600mm
ST2	760mm	760mm
ST3	900mm	900mm
ST1150	1100mm	550mm
ST4	1200mm	600mm
ST5	1500mm	600mm
ST6	1800mm	600mm



Tables

Slide/Stacking

Our Slide/Stacking Tables are created with a robust crushed metal frame and a 25mm square leg system that is longer on one side enabling you to stack with ease.

The frames are manufactured out of 1.5mm gauge steel and can be powder coated in a black or grey Epoxy Powder coat finish to give maximum life. We supply a wide range of work top finishes in Laminated MDF the edges can either be clear lacquered or 2mm PVC finish. 18mm thick top supplied as standard.

- We offer additional finishes to the table edges. Finishes as above.
- We also offer an End-Over-End Table (MO FW). These tables slide over each other width ways.
- They also come in the standard sizes as shown.



MO1 - Rectangular



MS1 - Square



TRZTM - Trapezoidal

Code	Width	Depth
MO1	1100mm	550mm
MO2	1200mm	600mm

Code	Width	Depth
MS1	600mm	600mm

Code	Width	Depth
TRZTM	1100mm	550mm
TRZTM1	1200mm	600mm

	A	B	C	D	E	F
Table Heights	460mm	530mm	590mm	640mm	710mm	760mm
Size	1	2	3	4	5	6

info All of our table ranges come as a set standard height from A - F

Tables

X Frame Exam Table

Our 'X' Frame design enables you to fold the table after use and store away with ease. The slim body allows you to store in the narrowest of places. A folding exam table Trolley is also available.

The simple sliding action lets you put the table to desk position without power tools or any fuss.

- Clear lacquer or PVC edges.
- Plywood tops available on request.
- 22mm frame
- Standard table height 710mm.

info * 'X' frame tables fold to a flat position for storage.

Standard Table Top Dimensions

Width	Depth
600mm	525mm
600mm	450mm
600mm	600mm



EXF1 - M



EDT

Exam Desk Trolley

Fully welded construction complete with locking castors. Holds up to 20 items.

Heavy Duty Cantilever

The Heavy Duty Cantilever Table has a 'Crush Bent' steel frame design which allows you to slide them on top of each other when stacking. With a 25 x 25mm upper leg frame and 50 x 25mm lower/feet frame this makes this table a very strong and durable to use. These tables can stack 5 high.



25mm x 25mm

EXHD1 M



EXS1 - M

Nesting

Our Nesting Table is designed using 1.5mm gauge steel frame and a hard wearing work top. It is shaped to get stacked with ease and also perform as a comfortable table. These tables can stack 5 high.

* Laminate top and frame finishes are as Page 42.



Tables

Craft/Science Tables

These 'H' Frame Tables have been designed to make working on high work tops that much easier. With it's 1.5mm Gauge 25mm or 40mm thick 'H' frames. These tables are suitable for many environments especially educational areas. There are a range of work top finishes available, from Laminated Beech Wood, Maple, Oak, Red, Blue, Green, Yellow and Light Grey. These work tops can be either 18mm or 25mm thick with clear lacquer or 2mm PVC edging.

We also offer an extra tough 13mm or 16mm thick Trespa Work top which can be supplied in White, White Speckle, Sand Speckle, Silver/Grey and Silver/Grey Speckle. These are ideal for science and food tech environments.



Optional Trespa Finish

- All tables are available at 710mm, 760mm, 800mm, 850mm and 900mm high. Refer to page 42 for colour options.



Heavy Duty Ø32mm round frame



25mm Standard 'H' frame



Heavy Duty 40mm frame

Code	Width	Depth	Code	Width	Depth	Code	Width	Depth
SB1	1800mm	600mm	SBHD1	1800mm	600mm	SBHDR1	1800mm	600mm
SB2	1800mm	750mm	SBHD2	1800mm	750mm	SBHDR2	1800mm	750mm
SB3	1500mm	600mm	SBHD3	1500mm	600mm	SBHDR3	1500mm	600mm
SB4	1500mm	750mm	SBHD4	1500mm	750mm	SBHDR4	1500mm	750mm
SB5	1200mm	600mm	SBHD5	1200mm	600mm	SBHDR5	1200mm	600mm
SB6	1200mm	750mm	SBHD6	1200mm	750mm	SBHDR6	1200mm	750mm

Tables

Budget Flip-Top

Incorporating a simple thumb-wheel release mechanism. The Flip Top Tables provide a reliable and affordable solution for reconfigurable furniture within all working place environments.

- Accommodates a wide range of top shapes and sizes
- Simple release mechanism
- Rigid all steel construction
- 4 braked castors



Rectangular Dimensions

Code	Width	Depth
BUFTR1000/800	1000mm	800mm
BUFTR1200/800	1200mm	800mm
BUFTR1400/800	1400mm	800mm
BUFTR1600/800	1600mm	800mm

Semi-Circular Dimensions

Code	Width	Depth
BUFTSC1000/800	1000mm	800mm
BUFTSC1200/800	1200mm	800mm
BUFTSC1400/800	1400mm	800mm
BUFTSC1600/800	1600mm	800mm

Trapezoidal Dimensions

Code	Width	Depth
BUFTT1000/800	1000mm	800mm
BUFTT1200/800	1200mm	800mm
BUFTT1400/800	1400mm	800mm
BUFTT1600/800	1600mm	800mm

Premium Flip-Top

Premium Flip-Top tables incorporate an innovative neutrally pivoted release mechanism, with integrated adjustable dampening. As a consequence, table tops are perfectly balanced to minimise premature opening and closing and the flipping action is controlled and easy to operate. Premium Flip-Top tables provide a robust, reliable and affordable solution for reconfigurable furniture within all working environments.

- Accommodates a wide range of top shapes and sizes.
- Smooth controlled flipping action
- User friendly release mechanism
- 4 braked castors
- All tables 715mm high



Rectangular Dimensions

Code	Width	Depth
PRFTR1000/800	1000mm	800mm
PRFTR1200/800	1200mm	800mm
PRFTR1400/800	1400mm	800mm
PRFTR1600/800	1600mm	800mm

Semi-Circular Dimensions

Code	Width	Depth
PRFTSC1000/800	1000mm	800mm
PRFTSC1200/800	1200mm	800mm
PRFTSC1400/800	1400mm	800mm
PRFTSC1600/800	1600mm	800mm

Trapezoidal Dimensions

Code	Width	Depth
PRFTT1000/800	1000mm	800mm
PRFTT1200/800	1200mm	800mm
PRFTT1400/800	1400mm	800mm
PRFTT1600/800	1600mm	800mm

Classroom Storage

Mobile Tray Unit

The Mobile Tray Unit is designed to hold a number of storage trays whether it be 6 trays or 8 trays high. These units can be supplied 356mm (MTU 1), 690mm (MTU 2), 1024mm (MTU 3) and 1358mm (MTU 4) wide to hold 1, 2, 3 and 4 tray bays. Trays available in heights of 75mm (shallow) and 150mm (deep) - with 1 deep tray taking the space of 2 shallow. 6 Tray high units 602mm high overall, 8 Tray high units 772mm high overall.

Conforms to EN16121:2013+A1:2017.

Finished in Beech wood laminate.

Storage Unit Finish



Beech

Storage Tray Colours



Red

Blue



Green

Yellow



Other tray colours available on request.



MTU3/8



MTU2/8

Tray Unit Dimensions

Code	Description	Height	Width	Depth
MTU1/6	1 bay of 6 trays	602mm	356mm	455mm
MTU1/8	1 bay of 8 trays	772mm	356mm	455mm
MTU2/6	2 bays of 6 trays	602mm	690mm	455mm
MTU2/8	2 bays of 8 trays	772mm	690mm	455mm
MTU3/6	3 bays of 6 trays	602mm	1024mm	455mm
MTU3/8	3 bays of 8 trays	772mm	1024mm	455mm
MTU4/6	4 bays of 6 trays	602mm	1358mm	455mm
MTU4/8	4 bays of 8 trays	772mm	1358mm	455mm



MTU4/6



MTU1/6

Classroom Storage

Mobile Tray Storage Unit

The versatile Mobile Tray Storage units are an ideal compliment for classrooms, art rooms or any other educational environment. The top compartments can hold books, art equipment, games etc. Supplied in 3 sizes complete with trays and castors.

Conforms to EN16121:2013+A1:2017.

Finished in Beech wood laminate.

MTS2/4



Tray Unit with Storage Dimensions

Code	Description	Height	Width	Depth
MTS2/4	2 bays of 4 trays with top storage	620mm	690mm	455mm
MTS3/4	3 bays of 4 trays with top storage	620mm	1024mm	455mm
MTS4/4	4 bays of 4 trays with top storage	620mm	1358mm	455mm





MBT1

Library Bookcase Trolley

Mounted on 4 non-locking castors, the Library Bookcase Trolley comes complete with 3 fixed position angled shelves on the front side and 3 fixed position straight shelves on the back side. 875mm High, 1050mm wide & 510mm Deep.

- 3 angled & 3 straight shelves (3 on each side).

Storage Unit Finish



Beech

Storage Tray Colours



Red

Blue



Green

Yellow



Other tray colours available on request.



MBT3

Bookcase Trolley Dimensions

Code	Description	Height	Width	Depth
MBT1	3 Horizontal Shelves each Side	875mm	1050mm	510mm
MBT2	3 Horizontal/3 Diagonal Shelves	875mm	1050mm	510mm
MBT3	3 Diagonal Shelves each Side	875mm	1050mm	510mm

Soft Seating

Urban Bench

Urban Bench has connecting tables with low upholstered benches and matching coffee tables. The Urban Benches and connecting tables have been designed to allow clients flexibility to use space efficiently. Urban Bench and Table units are free-standing to ensure total flexibility. This modern design means that Urban Bench looks good as a single bench unit or in large configurations. Urban Bench and matching tables offer a stylish solution for any environment.



Code	Height	Width	Depth
URBAN 100	450mm	1200mm	450mm
URBAN 101	450mm	810mm	450mm
URBAN 102	450mm	450mm	450mm
URBAN 103	450mm	700mm	450mm
URBAN 104	250mm	450mm	450mm
URBAN 105	250mm	1160mm	450mm
URBAN 106	250mm	1160mm	810mm
URBAN 107	250mm	1160mm	1160mm



URBAN 100



URBAN 101




URBAN 102








URBAN 103





Soft Seating Urban Bench

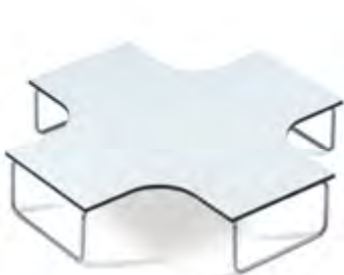
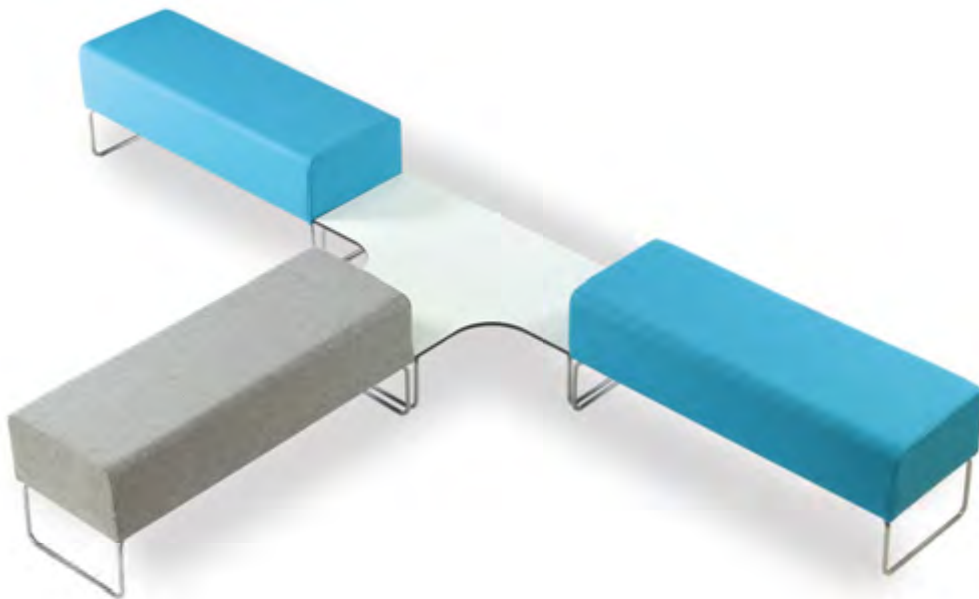


Laminated Table Top Colours

	
Maple	Oak
	
Beech	Light Grey
	
White	

Frame Colours

	
Light Grey	Chrome Silver
	
Black	White



URBAN 107



URBAN 106



URBAN 105



URBAN 104



Soft Seating

Neptune Modular Seating

New Neptune is a versatile range of reception / breakout seating that can be configured in many layout options. The range is available as a single cube, single wedge, double cube and double wedge.

The single and double cube can be supplied with backs, or in large configurations.

Code	Description	Overall Height	Width	Depth
420	Single Wedge	460mm	550/300mm	600mm
421	Double Wedge	460mm	1150/900mm	600mm
422	Single Cube	460mm	550mm	600mm
4222	Single Cube with back	1000mm	600mm	
423	Double Cube	460mm	1150mm	600mm
4233	Double Cube with back	1000mm	1150mm	600mm

info Also available with seat height at 355mm or 385mm. Please enquire for details.

421 - Double Wedge



With back 4233



422



With back 4222

423 - Double Cube



420 - Single Wedge



Soft Seating Puzzle

Bold, contemporary well designed seating to make an impact. Puzzle offers a range of circular seating modules in five different shapes that create limitless configurations with creative landscapes.



429

CLOVER STOOL



428

PEANUT STOOL

Code	Seat Height	Overall Width	Overall Depth
424	460mm	450mm	450mm
425	460mm	450mm	450mm
428	460mm	950mm	450mm
429	460mm	950mm	675mm



Also available with seat height at 355mm or 385mm. Please enquire for details.



425

CYLINDER STOOL



424

CRESCENT STOOL

Soft Seating

Tub Chair with Settee & Table

The superb Tub Chair with Settee & Table offer unmatched comfort and style. Fully panel sewn in all standard fabrics, vinyls and leathers.



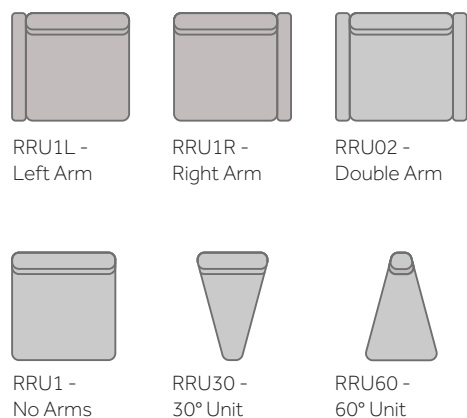
RTT2 - Coffee Table 380mm high

RTC1

Code	Seat Height	Overall Width	Overall Depth
RTC1	430mm	770mm	680mm
RTC2	430mm	1280mm	680mm
RTT2	-	600mm	600mm

Code	Seat Height	Seat Width	Seat Depth
RRU1	460mm	600mm	500mm
RRU30	460mm	285mm	500mm
RRU60	460mm	406mm	500mm

*Each arm adds 80mm to the overall chair width



Talbot Reception Area Range

Fully upholstered Talbot units can be arranged to form any seating arrangement. Internal & external corner units available on request.



RRU1

Easy Seating Deluxe Wooden

An attractive collection of Wooden Frame furniture, for Reception and Lounge areas, offering good looks comfort and flexibility. Generously upholstered with Solid Beech Frames and Complementary Coffee Table.

- Curved seat pad to ensure the comfort in all areas.

info Available with arm Left or Right handed - Right Hand Shown.



Code	Overall Height	Overall Width	Overall Depth	Seat Height	Seat Width	Seat Depth
412	730mm	580mm	610mm	440mm	530mm	510mm
413	730mm	620mm	610mm	440mm	530mm	510mm
413LH	730mm	600mm	610mm	440mm	530mm	510mm
413RH	730mm	600mm	610mm	440mm	530mm	510mm
414	330mm	600mm	600mm	-	-	-
415	330mm	1200mm	600mm	-	-	-



412
Heavy Duty Deluxe Wooden
Framed Easy Chair

413
Heavy Duty Deluxe Wooden
Framed Easy Armchair

415
Wooden Matching Coffee Table

Easy Seating

Wooden

With incorporated Heavy Duty Metal Sub-Frame for extra Strength. The range is an ideal option for Staff room, Student Accommodation and Reception areas.

The Classic Wooden Frame incorporating a heavy Duty Metal Sub-Frame for extra Strength, and generously upholstered seat and back and complementary Coffee Table (H 330mm x W 560mm x D 560mm).



452W - Two Seater Wooden Low Easy Settee with Arms & Metal Sub-Frame



450W - Wooden Low Easy Chair with Metal Sub-Frame



455W - Wooden Easy Armchair with Metal Sub-Frame



414 - Wooden Matching Coffee Table

Code	Overall Height	Overall Width	Overall Depth	Seat Height	Seat Width	Seat Depth
450W	730mm	540mm	560mm	400mm	520mm	510mm
452W	730mm	1070mm	560mm	400mm	1030mm	510mm
455W	730mm	540mm	560mm	400mm	520mm	510mm
414	330mm	600mm	600mm	-	-	-

All chairs in this range are strengthened with a metal sub-frame.



Easy Seating

3000 Range

This seating range is a popular, value for money option, with round 32mm tube frames and soft curves offering an alternative choice for receptions, lounges and staff-rooms. With a choice of various coloured frames and deep curved cushioned seats, backs and arms for extra comfort.

Available as a unit chair, one arm unit chair (LH or RH when stated), arm chair and two seater unit. Available with matching square table with beech laminate top.



3011 - Low Easy Armchair
Left or Right Hand Arm



3010 - Coffee Table

3088 - Low Easy Armchair



3077 - Low Easy Chair
No Arm



3099 - Two Seater Low
Easy Settee with Arms



Frame Colours

Light Grey	Chrome Silver
Textured Silver	Dark Grey
Black	Charcoal

Code	Overall Height	Overall Width	Overall Depth	Seat Height
3099	840mm	1007mm	660mm	410mm
3088	840mm	540mm	660mm	410mm
3077	840mm	540mm	660mm	410mm
3011	840mm	540mm	660mm	410mm
3010	310mm	600mm	600mm	-

Easy Seating

Metal Framed Low Easy Seating

The range of traditional steel framed Low Easy Seating. Manufactured with durable 25mm steel coated in epoxy powder. Deep padded seat and back offers comfort for the user. Also Available with 2, 3 and 4 seater settees, with complementary coffee tables.




D7 - Low Easy Chair

CFT 600 - Coffee Table

D8 - Low Easy Armchair

Frame Colours



Code	Overall Height	Overall Width	Overall Depth	Seat Height	Seat Width	Seat Depth
D7	750mm	520mm	580mm	400 - 410mm	520mm	460mm
D8	750mm	570mm	580mm	400 - 410mm	570mm	460mm
D9	750mm	520mm	580mm	400 - 410mm	520mm	460mm
CFT 600	340mm	600mm	600mm	-	-	-
CFT 1200	340mm	1200mm	600mm	-	-	-



D9 - Easy Skid Base Chair



D7 - Easy Chair

Easy Seating


Heavy Duty Low Easy Seating

These comfortable chairs look great in any waiting area, work environment, school, university and many more areas. The extra strong sturdy metal frames with extra thick foam offer seating comfort. Matching coffee table completes the range.



Code	Overall Height	Overall Width	Overall Depth	Seat Height	Seat Width	Seat Depth
304	840mm	530mm	610mm	410mm	510mm	510mm
305	840mm	560mm	610mm	410mm	510mm	510mm
306	340mm	600mm	600mm	-	-	-

Frame Colours



Upholstered Curved Stools

The unique curved styling of this corner seating provides infinite opportunities to create an inviting area. The stool can be used between bays of shelving to provide comfy reading niche or group together for a special reading area. High-density foam seat cushion for comfort and durability. Robust 25mm square tube frame. Also available in 32mm diameter round tube.



Code	Overall Height	Overall Width	Overall Depth
CS	460mm	870-440mm	540mm



Easy Seating Blackwood

Our Blackwood is a high quality extra high back wooden armchair. Natural beech frame with deep cushioned seat, and extra high deep cushioned back for extra comfort. The Blackwood has elegance and style and will stand out in any environment.

Code	Height	Width	Depth	Seat Height	Seat Width	Seat Depth
SD608	980mm	690mm	750mm	400mm	530mm	520mm



SD608

Lounge/ Reception Seating

An attractive choice of Lounge, Reception or waiting area seating with a new improved design. With their supportive high back and strong laminated beech frame, these chairs come in 4 types; unit chair, unit chair with left or right arm and armchair. These chairs can be used singly or butted together to form continuous seating. A matching coffee table in two sizes with a laminated beech top completes the range.



409



408

4114

4115

Code	Height	Width	Depth	Seat/Table Height
408	930mm	545mm	585mm	420mm
409	930mm	545mm	585mm	420mm
4114	430mm	495mm	485mm	420mm
4115	430mm	900mm	485mm	420mm

Conference/Visitor Seating

Edge

Edge is a versatile chair with a great Stacking ability. Contoured Seat and Back for comfort and support.

Strong solid steel frame. Stacks up to 30 high (upholstered seat 15 high), on a specially designed trolley. Stacks 10 high freestanding.







Edge Stool Code

Edge Stool Code	Overall Width	Overall Depth	Seat Height
EDGE1	500mm	530mm	795mm
EDGE2	500mm	530mm	735mm
EDGE3	500mm	530mm	685mm
EDGE4	500mm	530mm	610mm



EDGE1 - Skid base stool

Shell Colours

	
Red	Ocean
	
Lime	Onyx
	
Slate	White

Frame Colours



Chrome

Optional Extras:

- Linking device
- Upholstered seat pad.



EDGE1 - Skid base chair

Edge Chair

Edge Chair Code	Overall Height	Overall Width	Overall Depth	Seat Height
EDGE1	820mm	500mm	530mm	470mm
EDGETR	Trolley	-	-	-


Conference/Visitor Seating

Urban Stacking Chair

A very durable chair with great stackability. The Urban is perfect for a number of environments, from Classrooms and Halls, to meeting and conference rooms. The Urban Stacks 25 on a trolley, and 10 high on its own. Solid durable round steel frame, which can come in various frame colours; Chrome Silver, Light Grey, Black, Charcoal and White.

Code	Overall Height	Overall Width	Overall Depth	Seat Height
URBAN 1	845mm	515mm	550mm	470mm
URBAN 1A	845mm	600mm	550mm	470mm

Frame Colours



- Available with Chrome Effect Frame



Conference/Visitor Seating Urban Stacking Chair



URBAN 1A - Skid Base with Arms



info Linking option available.



URBAN 1



Conference/Visitor Seating

Brad

This is an ideal range of multipurpose chairs, to suit many environments. Sled Chrome Base offers robustness and easy high density stacking to 20 chairs on the Chair trolley. Polypropylene seat and backrest, which have an upholstered seat, and upholstered seat and back. Further options of Arms, and Arm with Writing tablet are available.

- Shaped moulded back
- Strong durable frame and back support
- Exceptionally strong skid base frame
- Feet buffers
- Seat Pad

Code	Overall Height	Overall Width	Overall Depth	Seat Height
BRAD	845mm	540mm	510mm	470mm



Shell Colours



Wine Lawn



Dark Toasted



White Light-Grey



Prussian

Frame Colours



Chrome



Conference/Visitor Seating

Mariquita

A contemporary design ideal for many environments. Mariquita is available as a 4 leg, skid, task chair, beam and also stool. A unique design individual Mariquita adds a touch of design to any area. Available in 8 shell colours all with chrome frame.

Code	Overall Height	Overall Width	Overall Depth	Seat Height
MARIQUITA SK	790mm	605mm	535mm	450mm
MARIQUITA 4	790mm	550mm	530mm	450mm

Shell Colours

Black	Wine
White	Forest
Prussian	Toasted
Purple	Avio

Frame Colours

Chrome



Nuke

New for 2017, Nuke is a fresh new design made from one piece injection moulded polypropylene. Easy to clean and with great ergonomics design Nuke fits into many modern environments. Stacks up to 10 high, available in vibrant 8 colours.

Shell Colours

Snowball	Citric
Sandy	Toasted
Icesurf	Coral-Bay
Greenapple	Sunsplash



Code	Overall Height	Overall Width	Overall Depth	Seat Height
NUKE	810mm	540mm	520mm	460mm
NUKE ARM	810mm	620mm	520mm	460mm

Conference/Visitor Seating

Ari


A modern stylish design, Ari can be used in many environments. Ari is available as a 4 leg, skid, task and beam chair. It comes with a chrome frame and a choice of 8 shell colours. Stacks up to 10.

Code	Overall Height	Overall Width	Overall Depth	Seat Height
ARI 4	850mm	510mm	540mm	450mm
ARI SKID	840mm	560mm	580mm	450mm

Shell Colours

	
Dark	Wine
	
White	Lawn
	
Prussian	Toasted
	
Orange	Light-Grey

Frame Colours


Chrome



Loola


Loola is available in a combination of 8 shell colours all available with a sturdy 4 leg chrome frame. Stacks 6 high.

Code	Overall Height	Overall Width	Overall Depth	Seat Height
LOOLA	810mm	540mm	530mm	450mm

Shell Colours

	
Watergreen	Pacific
	
Violet	Road
	
Icesurf	Peach
	
Mustard	Citric
	
Greenapple	Stratos

Frame Colours


Chrome









Conference/Visitor Seating

Arrow


Arrow is a premium high density stacking chair. Available in 6 shell colours and chrome frame, Arrow is available with either a 4 leg or skid frame. Stacks up to 25 high on a trolley.


Code	Overall Height	Overall Width	Overall Depth	Seat Height
ARROW	790mm	540mm	570mm	450mm

Shell Colours

	
Avocado Green	Black
	
Grey	Red
	
Sand	White

Frame Colours


Chrome



Replay

A comfortable stacking chair. Replay is available in 5 standard colours. It can stack up to 10 high. Upholstered seat and back pads are available to further enhance the comfort.

Code	Overall Height	Overall Width	Overall Depth	Seat Height
REPLAY	810mm	540mm	570mm	460mm





EVO 6



Conference/Visitor Seating

EVO

Our newest In-house designed Chair is the EVO; a refreshing interpretation of the traditional Polypropylene one piece Shell.

The Four leg EVO chair stacks eight high and has passed EN1729 parts 1 & 2. The Chair frame is available in 19mm and 25mm dia steel, the 25mm is also available with a Chrome levelling foot (see EVO 625 & EVO 525 on page 7). Links can also be added as a further option.

Our ten shell colours and six frame colours ensure this chair is suitable for a wide variety of applications.

Shell Colours

Yellow	Lime
Ocean	Sky
Flame	Mulberry
White	Red
Slate	Onyx

Frame Colours

Light Grey	Chrome Silver
Textured Silver	Dark Grey
Black	Charcoal



info Shell riveted to frame for added security.

EVO 4 Leg Seat dimensions

Code	Seat height	Overall width	Overall depth
EVO 6	460mm	500mm	460mm
EVO 5	430mm	500mm	460mm

- Available with chunky leg frame

Conference/Visitor Seating

Public

A versatile chair ideal for halls and auditoriums, heavy duty, in black polypropylene. Sturdy skid frame with linking feet, upholstered seat and back are optional.

Silver or chrome skid frame, stackable, with an optional chair trolley.



PUBLIC CT - Chair trolley



PUBLIC 01 WT - Skid base with writing tablet



Shell available in Black Polypropylene only.

Code	Overall Height	Overall Width	Overall Depth	Seat Height
PUBLIC	755mm	490mm	440mm	450mm



PUBLIC 01 SP
Skid base with seat pad



PUBLIC 01 SPBP
Skid base with seat & back pad



PUBLIC 01
Skid base

Conference/Visitor Seating

607

This range has been designed with durability in mind. A versatile chair with or without Writing Tablet. It is ideal for any multi-seating environment such as Training, Conference and Lecture areas. It has a deep curved, contoured seat and back with a flat sided oval frame. The chair has been designed to fit 2 chairs underneath a 1200 x 600mm table.



607



607 WOOD



2 chairs will fit underneath a 1200 x 600 table



Stacks 10 high



607WT - Writing Tablet Chair

Code	Overall Height	Overall Width	Overall Depth	Seat Height	Seat Width	Seat Depth
607	810mm	470mm	510mm	470mm	390mm	430mm
607 WOOD	810mm	470mm	510mm	470mm	390mm	430mm
607WT	810mm	470mm	510mm	470mm	390mm	430mm

*607 chair constructed with Plywood seat and back only (see images on p71).

Conference/Visitor Seating

600

This range has been designed with durability in mind. A versatile chair with or without Writing Tablet. It is ideal for any multi-seating environment such as Training, Conference and Lecture areas. It has a deep curved, contoured seat and back with a flat sided oval frame.

601 - Plastic inners & outers with upholstered seat & back
 601UPH - Upholstered Plywood seat & back for heavy duty use



600 - Plastic inners & outers with upholstered seat & back
 600UPH - Upholstered Plywood seat & back for heavy duty use



Illustrations of the construction of 600UPH/601UPH, pre-upholstery. Plywood attached to frame using T-nutted fixings.



Code	Overall Height	Overall Width	Overall Depth	Seat Height	Seat Width	Seat Depth
600	820mm	545mm	520mm	470mm	470mm	420mm
600UPH	820mm	545mm	520mm	470mm	470mm	420mm
601	820mm	595mm	520mm	470mm	470mm	420mm
601UPH	820mm	595mm	520mm	470mm	470mm	420mm

* Writing tablet also available for this model.

Conference/Visitor Chairs

Multi-purpose Wooden Framed Stacking Chairs

This wooden range offers supreme comfort with generous deep upholstery and a new improved design. Solid beech laminated stacking frames with choice of side or arm chair.



407



406

Code	Overall Height	Overall Width	Overall Depth	Seat Height	Seat Width	Seat Depth
406	900mm	585mm	590mm	470mm	585mm	590mm
407	900mm	585mm	590mm	470mm	585mm	590mm

Multi-purpose Heavy Duty Wooden Framed Stacking Chairs

An attractive collection of Wooden frame stacking chairs, with generously upholstered seat and back. Designed specifically for multiple seating requirements.



90W - Heavy Duty
Bentwood Stacking Chair



100W - Heavy Duty
Bentwood Stacking Armchair

Code	Overall Height	Overall Width	Overall Depth	Seat Height	Seat Width	Seat Depth
90W	860mm	580mm	570mm	450mm	580mm	570mm
100W	860mm	580mm	570mm	450mm	580mm	570mm

Conference/Visitor Stacking Chairs

Multi-purpose Heavy Duty Chairs

Available as a cantilever, 4 legged frame (which stack up to 4 high) or 5 star base (supplied with castors as standard). Strongly constructed with 32mm and 25mm round tube with frame colour options. Generous extra wide upholstered seat and back.



Code	Overall Height	Overall Width	Overall Depth	Seat Height	Seat Width	Seat Depth
MZ04	880-1010mm	660mm	660mm	460-590mm	480mm	480mm
MZ05	830mm	530mm	570mm	470mm	480mm	470mm
MZ06	830mm	530mm	570mm	470mm	480mm	470mm
MZ07	830mm	530mm	570mm	470mm	480mm	470mm
MZ08	830mm	530mm	570mm	470mm	480mm	470mm



MZ07 - available with an optional Writing Tablet



Conference/Visitor Chairs

Traditional Side Stacking Chair

Our immensely heavy duty upholstered chairs have an extra strong 25mm frame and offers outstanding value for money. The strength of the chairs make them suitable for heavy use areas.

They stack 5 high. Available as a side chair, armchair and lecture chair with left or right hand writing tablet.



Code	Overall Height	Overall Width	Overall Depth	Seat Height	Seat Width	Seat Depth
R2	780mm	480mm	490mm	470mm	440mm	440mm
R2A	780mm	570mm	490mm	470mm	440mm	440mm

Chrome Cantilever Chair

Our Chrome Cantilever chairs are suitable for meetings and conferences or simply as a side chair. The chairs stack up to 4 high, giving flexibility and storage options. The Chrome Cantilever frame gently rocks giving a higher degree of comfort and better floor protection than a four leg chair.

Code	Overall Height	Overall Width	Overall Depth	Seat Height
603	870mm	460mm	480mm	470mm
604	870mm	630mm	480mm	470mm

Available with Chrome Plated or Chrome Effect Frame.



Conference/Visitor Chairs

Folding Chairs

The 182 Folding Chairs are offered in various colours. Frames are made from 19mm diameter 1.5mm thick steel tube and rear and front legs have braces to provide stability for indoor and outdoor use. Options of a seat and back pads for extra comfort, and linking can be added to the chair. The 172 version has all the same qualities as the 182 but with the added comfort of a fan back.

The 2600 and 2700 folding chairs are comfortable and strong. Available in a range of colour combinations these chairs can be easily folded and stacked on a range of trolleys.



172



182



2600



2700

HHT - High hanging
3 bay trolley



LHT - Low
hanging trolley



Function Chairs

The Royal Range

The Royal Range is available in a full range of fabric finishes. The chair has the square back of the original American Banquet chair and is made from 19mm square (1.5mm gauge) tube - still a very popular model for conference and function seating. The standard seat pad with generous 60mm deep cushion gives an extremely comfortable seat. This range of chairs are available in varying heights and widths as shown in the tables on these pages. It is stackable up to 10 high and stacks are easily handled with the Chair Trolley. Chairs can be made to link and meet the most demanding fire and strength tests as required.

R1DLX - Royal Compact
Narrow 360mm seat width, available with
Deluxe or Domed seat options



R1+ DLX Deluxe Seat



Frame Shell Colours



DO - Domed Seat
DLX - Deluxe Seat
W - Waterfall Seat
A - Arms

R1+DLX-A
Deluxe Seat-Armchair



Top Bar Link



Tubular Link



Link clip

Code	Overall Height	Overall Width	Overall Depth	Seat Height	Seat Width	Seat Depth
R1	855mm	405mm	500mm	470mm	360mm	565mm
R1+	840mm	445mm	530mm	470mm	410mm	370mm
R1+A	840mm	585mm	530mm	470mm	410mm	370mm

Function Chairs



R1+DO Stack - Dome Seat



R59DLX - Deluxe Seat



R59+2DLX - Deluxe Seat



Top Bar Link



Tubular Link



Link clip

DO - Domed Seat
DLX - Deluxe Seat
W - Waterfall Seat
A - Arms

Code	Overall Height	Overall Width	Overall Depth	Seat Height	Seat Width	Seat Depth
R59	855mm	445mm	540mm	470mm	410mm	415mm
R59 +2	855mm	490mm	540mm	590mm	455mm	590mm



ECT - Chair removal trolley

Function Chairs

The Coronet Range

The very attractive round backed Coronet is available with a Deluxe, Dome or Waterfall seat. The chairs combine comfort and elegance. The chair is also available in several height and width options as shown in the table opposite. Further options of a writing table, linking and floor plates are available. The chairs are stackable up to 10 high and can be easily moved with one of our chair trolleys.



RC1DLX Coronet Deluxe Seat



CRT - Chair Trolley (shown with RC1DLX)



RC1-W Coronet Waterfall Seat



Top Bar Link



Tubular Link



Link clip

Function Chairs

The Coronet Range

RC1DO Coronet Dome Seat



Optional Writing Tablet

Frame Shell Colours

Black	Textured Black
Gold	Silver Hammer
Light Grey	Antique Copper Hammer
Textured Dark Grey	Gold Hammer
Textured Silver	Chrome Silver

DO - Domed Seat
DLX - Deluxe Seat
W - Waterfall Seat
A - Arms

RC1-W-HB Coronet Waterfall Seat High Back



Top Bar Link



Tubular Link



Link clip

Code	Overall Height	Overall Width	Overall Depth	Seat Height	Seat Width	Seat Depth
RC1	860mm	445mm	575mm	470mm	410mm	370mm
RC1HB	870mm	445mm	575mm	470mm	410mm	370mm

Function Chairs

The Consort

The Consort offers an alternative back design to complete our range of steel framed stacking function chairs. This model is ideal for restaurant seating and is available with a full range of fabric finishes. Available with Dome, Deluxe and Waterfall seat options.



No visible back fixtures

RC8 Consort

The Y-Back Chair

The Y-Back chair is a stylish alternative to the Coronet banquetting chair.

The Taj Mahal

A very attractive chair, it is ideal for conference or function and is a very popular dining chair. Alternative back shapes can be accommodated within the standard frame. Available with Dome, Deluxe and Waterfall seat options.

The Mitre

The high back Mitre is ideal for conference and function areas and is very popular as a dining chair. The shaped handhold and good stacking (10 high) makes handling easy. Available with Dome, Deluxe and Waterfall seat options.



RC1-YB Coronet Deluxe Seat Y-Back

Code	Overall Height	Overall Width	Overall Depth	Seat Height	Seat Width	Seat Depth
RC8	865mm	540mm	440mm	475mm	360mm	405mm
RC1-YB	860mm	445mm	575mm	470mm	410mm	370mm
RTM	875mm	530mm	440mm	470mm	360mm	405mm
RMI	860mm	445mm	575mm	470mm	410mm	370mm

Frame Shell Colours

Black	Textured Black
Gold	Silver Hammer
Light Grey	Antique Copper Hammer
Textured Dark Grey	Gold Hammer
Textured Silver	Chrome Silver



RM1DO Mitre



RTMDLX Taj Mahal

DO - Domed Seat
DLX - Deluxe Seat
W - Waterfall Seat
A - Arms

Function Chairs

Aluminium

The 25mm Aluminium square section frame reduces the weight of the chair by over 25% compared to our steel framed chairs without any significant loss of strength. Standard Royal, Coronet and Consort models are offered on lightweight frames.

Code	Overall Height	Overall Width	Overall Depth	Seat Height	Seat Width	Seat Depth
RC1-AL	860mm	445mm	575mm	470mm	410mm	370mm
RC8-AL	865mm	540mm	440mm	475mm	360mm	405mm
R1+AL	855mm	405mm	500mm	470mm	360mm	365mm



Tables & Benches

Core Elite

Our updated Core Range now has three styles, Core Elite - 40mm MDF Laminated panels, Core Plus - 40mm MDF Laminated Top with 40x40mm Frame, and Core - 18mm MDF Laminated Top with 50x25mm Frame.

The benches slide underneath the tables to create a compact footprint when unoccupied.






Available in a wide variety of colours and edging choices. Core Range tables are a flexible product that offer more than just a place to eat.



Tables 750mm High x 750mm Deep

Code	Description	Width
CoreeliteT4012	Sled Base Table with 40mm Top	1200mm
CoreeliteT4014	Sled Base Table with 40mm Top	1400mm
CoreeliteT4016	Sled Base Table with 40mm Top	1600mm
CoreeliteT4018	Sled Base Table with 40mm Top	1800mm
CoreeliteT4020	Sled Base Table with 40mm Top	2000mm
CoreeliteT4022	Sled Base Table with 40mm Top	2200mm
CoreeliteT4024	Sled Base Table with 40mm Top	2400mm

Laminated Colours

	
Maple	Oak
	
Beech	Light Grey
	
Dark Grey	

Benches 450mm High x 350mm Deep

Code	Description	Width
CoreeliteB4010	Sled Base Bench with 40mm Top	1000mm
CoreeliteB4012	Sled Base Bench with 40mm Top	1200mm
CoreeliteB4014	Sled Base Bench with 40mm Top	1400mm
CoreeliteB4016	Sled Base Bench with 40mm Top	1600mm
CoreeliteB4018	Sled Base Bench with 40mm Top	1800mm

Tables & Benches

Core Plus



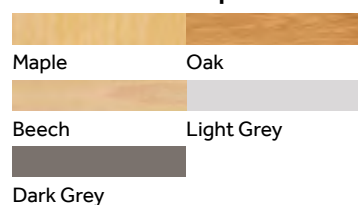
Tables 750mm High x 750mm Deep

Code	Description	Width
CoreplusT4012	Sled Base Table with 40mm Top	1200mm
CoreplusT4014	Sled Base Table with 40mm Top	1400mm
CoreplusT4016	Sled Base Table with 40mm Top	1600mm
CoreplusT4018	Sled Base Table with 40mm Top	1800mm
CoreplusT4020	Sled Base Table with 40mm Top	2000mm
CoreplusT4022	Sled Base Table with 40mm Top	2200mm
CoreplusT4024	Sled Base Table with 40mm Top	2400mm


Benches 450mm High x 350mm Deep

Code	Description	Width
CoreplusB4010	Sled Base Bench with 40mm Top	1000mm
CoreplusB4012	Sled Base Bench with 40mm Top	1200mm
CoreplusB4014	Sled Base Bench with 40mm Top	1400mm
CoreplusB4016	Sled Base Bench with 40mm Top	1600mm
CoreplusB4018	Sled Base Bench with 40mm Top	1800mm

Laminated Table Top Colours



Frame Colours



Core

Tables 750mm High x 750mm Deep

Code	Description	Width
CoreT1812	Sled Base Table with 18mm Top	1200mm
CoreT1814	Sled Base Table with 18mm Top	1400mm
CoreT1816	Sled Base Table with 18mm Top	1600mm
CoreT1818	Sled Base Table with 18mm Top	1800mm
CoreT1820	Sled Base Table with 18mm Top	2000mm
CoreT1822	Sled Base Table with 18mm Top	2200mm
CoreT1824	Sled Base Table with 18mm Top	2400mm

Benches 450mm High x 300mm Deep

Code	Description	Width
CoreB1810	Sled Base Bench with 18mm Top	1050mm
CoreB1812	Sled Base Bench with 18mm Top	1250mm
CoreB1814	Sled Base Bench with 18mm Top	1450mm
CoreB1816	Sled Base Bench with 18mm Top	1650mm
CoreB1818	Sled Base Bench with 18mm Top	1850mm

Pillar Base Tables

Our new aesthetically appealing Pillar range tables available as a low Coffee table, medium height Café table, and high Poseur table ensure that these tables offer a wide selection of uses.

Available with circular or square table-tops in 18mm or 25mm.



Bistro Tables - 720mm High

Code	Description	Width	Depth
BTSQ188	Square Bistro Table with 18mm Top	800mm	800mm
BTSQ258	Square Bistro Table with 25mm Top	800mm	800mm
BTSQ1810	Square Bistro Table with 18mm Top	1000mm	1000mm
BTSQ2510	Square Bistro Table with 25mm Top	1000mm	1000mm
BTRD188	Round Bistro Table with 18mm Top	Ø800mm	-
BTRD258	Round Bistro Table with 25mm Top	Ø800mm	-
BTRD1810	Round Bistro Table with 18mm Top	Ø1000mm	-
BTRD2510	Round Bistro Table with 25mm Top	Ø1000mm	-

Laminated Table Top Colours



Maple Oak



Beech Light Grey



Dark Grey

Frame Colours



Light Grey Chrome Silver



Textured Silver Dark Grey



Black Charcoal



White



Poseur Tables - 1100mm High

Code	Description	Width	Depth
PTSQ186	Square Poseur Table with 18mm Top	600mm	600mm
PTSQ256	Square Poseur Table with 25mm Top	600mm	600mm
PTRD186	Round Poseur Table with 18mm Top	Ø600mm	-
PTRD256	Round Poseur Table with 25mm Top	Ø600mm	-

Coffee Tables - 425mm High

Code	Description	Width	Depth
CTSQ186	Square Coffee Table with 18mm Top	600mm	600mm
CTSQ256	Square Coffee Table with 25mm Top	600mm	600mm
CTRD186	Round Coffee Table with 18mm Top	Ø600mm	-
CTRD256	Round Coffee Table with 25mm Top	Ø600mm	-

CTRD186 - Round Coffee Table



Bistro Seating

The Bistro Chair, based on a classic design, these chairs come complete with chrome steel based and are available in either Maple Veneer or Polished Natural plywood shell. Choose from 2 styles.



331366 - Torino Plus Chair Polished Natural



331254 - Mille Chair Maple Veneer



Polished Natural



ADV-CP1000 Aluminium Base
Laminated Top with MDF edge.

Chair Dimensions

Code	Height	Width	Depth	Seat Height
331254	850mm	500mm	510mm	455mm
331366	795mm	500mm	510mm	450mm


Table Dimensions

Code	Height	Diameter
ADV-CP800	710mm	800mm
ADV-CP1000	710mm	1000mm
ADV-CP1200	710mm	1200mm

Fabric Samples


Swatch Range A: Advantage

BS EN 1021 - 1 :2006 / BS EN 1021 - 2:2006 / BS 7176 :2007 Low Hazard



Swatch Range B: Main Line Plus

BS EN 1021 - 1 :2006 / BS EN 1021 - 2:2006 / BS 7176 :2007 Low Hazard / BS 5852 :2006 Section 4 Ignition Source 5 / BS 7176 :2007 Medium Hazard



Due to the limitations involved in the printing process, these colours are intended for use as a guide only. Please request a fabric sample for an accurate representation of colours when placing an order. Colours shown are a sample of the full ranges - other colours are available on request.

Swatch Range A: Xtreme

BS EN 1021 - 1:2006 / BS EN 1021 - 2:2006 / BS 7176 :2007 Low Hazard / BS 7176 :2007 Medium Hazard / BS 5852 Section 4 Ignition Source 5



Swatch Range B: Paint Box

BS 7176 :2007 Low Hazard





Centric Office Solutions Ltd

Unit 2
Andrews Court
Andrews Way
Barrow-in-Furness
LA14 2UE

+44 01229 821212
sales@centric-office.co.uk
www.centric-office.co.uk

